



# **2024 DRESSAGE CHAMPIONSHIPS, GYMKHANA & MOUNTED GAMES SCHEDULE**

**RIDING FOR THE DISABLED ASSOCIATION (NSW)**

**Friday 23 August, Saturday 24 August and Sunday 25 August,  
2024**

**Sydney International Equestrian Centre, Saxony Road, Horsley  
Park 2175.**

**This competition will be run under RDA(NSW) Dressage and Equestrian Australia Para  
Equestrian Rules and Conditions of Entry.**

**Specified FEI Para Equestrian Dressage Tests  
& EA National Tests**

**Find the Dressage Tests at these links**

EA Tests - <http://www.equestrian.org.au/paraequestrian-rules>

FEI Tests - <http://www.fei.org/fei/your-role/organisers/p-e-dressage/tests>

**Entries open – 1 June & Close – 22 July 2024**

**<https://events.humanitix.com/2024-rda-nsw-dressage-championships-and-gymkhana-gala>**

**Enquiries email: [dressage@rdansw.org.au](mailto:dressage@rdansw.org.au)**

**Postal address for entries**

**RDA(NSW) Dressage Sub Committee  
State Dressage Championships  
PO BOX 710  
SYDNEY MARKETS NSW 2129**

**These Championships are being conducted with support from:**

**Sydney International Equestrian Centre**

**OPPORTUNITIES TO SPONSOR THIS EVENT ARE OPEN**

## RIDING FOR THE DISABLED NEW SOUTH WALES STATE DRESSAGE CHAMPIONSHIPS & GYMKHANA GALA AND MOUNTED GAMES EVENTS

The following riders are eligible to enter this competition:

- All RDA(NSW) Centre registered Riders (whether classified or not)
- All RDA (NSW) Associated members (whether classified or not)
- Interstate RDA registered riders (whether classified or not)
- PCA NSW riders with a diagnosable disability
- All Virtus Classified Riders
- All individual riders with a diagnosable disability

Para-equestrian tests are sources from the FEI and Equestrian Australia for all classified and unclassified competitors. Full details are on Schedule of Competitions within this document. All Grade IV and V tests are run in a 20 x 60 metre arena, including EA Para Equestrian tests, Grades I through III are run in the smaller 20 x 40Metre arena.

Each Grade is divided into the following sections:

### PARA-EQUESTRIAN - FEI – PARA EQUESTRIAN TESTS

- |                     |  |
|---------------------|--|
| <b>GRAND PRIX -</b> | <b>classified</b> para-equestrian riders, who wish to ride at an international level, and already competing at this level          |
| <b>INTERMEDIATE</b> | <b>classified</b> para-equestrian riders, who do not wish to compete at an international level and already competing at this level |
| <b>NOVICE</b>       | <b>classified</b> – riders who have previously competed as Section C competitors   |

### EQUESTRIAN AUSTRALIA – PARA EQUESTRIAN TESTS

- |   |   |
|---|---|
| <b>SECTION C &amp; D/<br/>DEVELOPMENT</b> | <b>Open only to unclassified riders or those who are newly classified and not yet able to compete in their classification</b> and should compete at the level they have achieved in their training, or the level they are competing at in open competition. |
|---|---|

### VIRTUS      FEI-PARA EQUESTRIAN TESTS

All Virtus tests are divided into Section A (classified) Section B (classified but not meeting qualification level) and Section C

- |                            |   |
|----------------------------|---|
| <b>II-1 classification</b> | Open to <b>classified</b> competitors with an intellectually delayed impairment           |
| <b>II-2 classification</b> | Open to <b>classified</b> competitors on the Autism spectrum                              |
| <b>II-3 classification</b> | Open to <b>classified</b> competitors with a mix of intellectual and physical impairments |
| <b>SECTION C</b>           | Unclassified competitors or those not yet competing at Section B Level                    |

### Sharing of horses Protocol

Sharing of horses between riders is possible within competition regulations. An individual horse, used only for dressage, may be used to a maximum of **4 dressage tests in any one day and a total of 6 tests** over the weekend. Gymkhana & Dressage combined - a horse may not be used for no more than 9 events, over the entire weekend. Horses being ridden in the Gymkhana Gala only may be ridden by up to **3** riders.

Shared horses may not perform within the same grade/section, with the exception of Section D riders. If riders elect to ride the same horse in the same class – then one rider must be non-competitive (H/C) and may only ride after the competitive rider. The non-competitive rider will be scored but will not placed.

The above regulation starts with the commencement of the first event (mounted games, gymkhana or dressage) and remains in force until the conclusion of the entire competition period this event is being conducted (weekday(s) and weekend inclusive).

**This rule will be strictly administered over the Competition Period = 9am Friday until 3pm Sunday**

#### Proposed Competition schedule

<b>Friday</b>	Rider in Action	Prix Caprilli	Mounted Games
<b>Saturday</b>	Team dressage tests	Freestyle event	
<b>Sunday</b>	Championship Tests		

**If Horses are competing within the Mounted Games only the following share limits apply:**

- 4 x Riders per Horse at the Walk
- 4 x Riders per Horse at the Trot or combination of Walk/Trot competitors
- 3 x Riders per Horse at the Canter

#### Welfare of horses

It is the responsibility of the Competitors to ensure that the horses taking part in the event are sound and healthy. Consideration must be shown to the horse based on their level of fitness, type of competition and the amount of travel required. The Organising Committee, Ground Jury and Arena Stewards reserve the right to withdraw horses that are deemed to be a welfare concern at any point throughout the competition period.

## **STATE DRESSAGE CHAMPIONSHIPS CONDITIONS OF ENTRY**

1. The event will be conducted in accordance with current RDA (NSW) Dressage Rules, FEI and EA Para-equestrian Rules, unless otherwise stated within these entry conditions
2. Eligibility:
  - a. This competition is open to the following riders:
  - b. All RDA(NSW) Centre registered Riders (whether classified or not)
  - c. All RDA (NSW) Associated members (whether classified or not)
  - d. Interstate RDA members (whether classified or not)
  - e. All Virtus classified and unclassified Riders
  - f. All individual riders with a diagnosable disability
3. Riders, classified competitors must ride within their Para Equestrian or Virtus classification.
4. All horse/rider combinations cannot compete across grades, and must ride solely within one grade
5. Riders must ride and compete in the tests as listed on the schedule below – no alterations will be allowed.
6. Riders may compete in the State Championships if they reach their 12<sup>th</sup> birthday in the year of the Championships. There is no upper age limit.
7. If riders are under the age of 12 and will not reach their 12<sup>th</sup> birthday in the Championship year, they are eligible to compete in the Junior Championship. (also see Rule 10)
8. **Qualification required:** All Riders must supply evidence of two results within the past two years, they must at two separate events, with their State entry. Results must be 55% or above and may be obtained from RDA (NSW) video, regional or open competitions. Competitors are encouraged to provide results from the most recent events attended. Riders competing in Section C and D - must supply at least one result from a previous video, regional or open competition.
9. Teams - A Team may comprise of up to 4 Riders, with the best three percentages to count. A Team must comprise of at least 2 Grades – with at least one rider from Grades 1, 2 or 3 included. A Team must also include one Section C Rider. The percentage from the Saturday dressage test, is utilised for the

- calculation of this event. The teams must be nominated no later than 8am Saturday 24 August **PRIOR** to the commencement of the dressage phase, **IN WRITING** to the Dressage Secretary. Composite teams are permitted. All riders are encouraged to enter this event.
10. **Entry Fee** - Entry fee is payable at time of entry.
  11. **Late Entries** – WILL NOT BE ACCEPTED UNDER ANY CIRCUMSTANCES.
  12. **Stallions** are not permitted for RDA (NSW) Centre riders. Stallions must abide by Equestrian Australia Stallion Safe Practices Guidelines at all times and be under the control of a competent handler. Green Discs must be displayed at all times.
  13. The RDA (NSW) State Dressage Championship, Organising Committee, may exclude any entrants with Stallions from participating in the competition - if at any time the Stallion Safe Practices guidelines are not followed or the entrant's horse is deemed out of control or not in control by a competent horse handler.
  14. **Withdrawals/Scratchings** – must be lodged as soon as possible by email to [dressage@rdansw.org.au](mailto:dressage@rdansw.org.au) for updating of the draw. All Veterinary/Medical withdrawals must be accompanied by either a doctor/veterinary's certificate which allow stable, bedding and accommodation costs to be refunded by 21 August 2024. **Change of Horse** – will be permitted **only if a second horse has been nominated on the entry form**. The Dressage Committee must be informed of the change by the 1<sup>st</sup> August, 2024. Substitutions after this date must be referred to Louise Neill – [dressage@rdansw.org.au](mailto:dressage@rdansw.org.au). Only the alternate horse, named on the entry form will be accepted. Such applications must state reason for change and be accompanied by suitable supporting documentation i.e. vet certificate. Substitutions will only be accepted upon a vote from the committee. Under normal circumstances a horse cannot be changed after the closing date. Interstate Riders riding borrowed horses are permitted to submit Horse names by 6pm 19<sup>th</sup> August, 2024. The dressage committee does not organise borrowed horses, this is a competitor responsibility.
  15. Placings and Trophies – ribbons will be awarded to 4<sup>th</sup> place or further at the discretion of the committee. Ribbons, rosettes and/or Trophies are awarded in accordance of the schedule below.
  16. Applications to compete by unclassified competitors, must ride at the level they are competing in open competition. All Development Riders are to provide copies of documentation evidencing the level they are competing, with their entry form (eg: a copy of latest test result).
  17. Former Profile 39 Riders are to compete within the Virtus selection, at the level they are most suited.
  18. RDA Centre Registered Centre competitors, must have an RDA coach accompany them, during the weekend. Associate Riders may utilise their own coach, but must advise the Dressage Secretary prior to arriving at the venue.

### **Equipment and Gear requirements**

19. A rider should wear:
  - Light coloured jodhpurs or riding pants.
  - Long or short boots.
  - Shirt & Tie or Stock.
  - Riding Jacket, Centre coloured windcheater or vest.
  - Gloves should be worn, wherever possible.
  - AS/NZS 3838 or equivalent helmet - must not be older than 5 years.
  - Safety Helmet and boots must be worn at all times whilst mounted, by all riders.
20. Special Equipment used must conform to RDA (NSW) and FEI Para-Equestrian Compensating aid rules. If in doubt, please contact the Dressage Secretary for confirmation of special equipment.
21. Nosebands are to be worn in the competition arena. No nose band means elimination
22. Bitless bridles are not permitted

### **Warm up Protocols**

#### **23. Riding of Horses for warm up**

Horses for Grades 1, 2 and 3 may be ridden and schooled for up to thirty (30) minutes per day by the trainer/coach or another rider designated by the competing rider's Centre Coach. The total time allowed for the above training will be carefully observed and regulated by Arena Stewards. Horses may not be schooled by the above riders unless an Official Steward is present. The warm up rider must be nominated on the entry form – no variance will be allowed without appropriate supporting documentation being provided. A decision will be made by the Dressage Committee as to whether or not a change will be permitted.

- 24. Horses for Grades 4, 5 and 6 must only be ridden by the competitor for the entire competition period.**
25. Gear check is compulsory before each and every test. Riders should report for gear checking no later than 10 minutes before their allocated draw times. Bit checks may also occur.
26. It is the rider's responsibility to ensure they are on time for their tests. Riders must present to the nominated arena in time for their allocated draw time or they may be eliminated.
27. Riders, or their representative, must pass the Chief Judge located at C and the remaining judges located around the arena, prior to execution of each test. Entering the arena before the "bell" is sounded, may incur elimination. Please ride around the outside of the arena until the bell is sounded.

**Sharing of Horses – Dressage event**

28. Grade 4,5,6 - A horse is to only compete in each grade with only 1 rider whether a classified or unclassified. **With the exception of sharing with Section D riders** – if they wish to ride a "shared horse" in the same event as another rider, they may do so, but will be placed in the draw after the higher section, or competitive rider.
29. Grade 1 and 2 - two riders may ride the same tests within the same section, but will ride in reverse order over the two days, so as not to advantage one rider above the other. Exception refer shared horses for the event.
30. An individual horse, dressage only, may be ridden for 4 dressage tests in any one day and a total of 6 events over Saturday/Sunday. An individual horse may not be used for no more than a total of 9 events - dressage and gymkhana (Friday/Saturday/Sunday).
31. All Development/Section C riders are encouraged to compete in the Freestyle and must ride the Freestyle Test that aligns to the grade they are competing in.
32. A horse/rider combination may not compete in two different grades.
- 33. A maximum of two horses per rider, is permitted in this competition.**

# **RDA(NSW) SCHEDULE OF COMPETITIONS**

## **DRESSAGE CHAMPIONSHIPS – 23-25 August 2024**

**GRADE 1 – Walk Only****All Grade 1 Tests are run in the smaller arena sized 20m x 40m**

<b>COMP LEVEL</b>	<b>Saturday - Team</b>	<b>Sunday - Championship</b>	<b>Saturday - Freestyle</b>
GRAND PRIX	FEI PE Grand Prix A	FEI PE Grand Prix B	FEI GP Freestyle
INTERMEDIATE	FEI PE Intermediate A	FEI PE Intermediate B	FEI Intermediate Freestyle
NOVICE	FEI PE Novice A	FEI PE Novice B	FEI Novice Freestyle
DEVELOPMENT	EA Para Dressage Grade 1 Novice	EA Para Dressage Grade 1 Elementary	EA Para Freestyle

**GRADE 2****All Grade 2 Tests are run in the smaller arena sized 20m x 40m**

<b>COMP LEVEL</b>	<b>Saturday - Team</b>	<b>Sunday - Championship</b>	<b>Saturday - Freestyle</b>
GRAND PRIX	FEI PE Grand Prix A	FEI PE Grand Prix B	FEI GP Freestyle
INTERMEDIATE	FEI PE Intermediate A	FEI PE Intermediate B	FEI Intermediate Freestyle
NOVICE	FEI PE Novice A	FEI PE Novice B	FEI Novice Freestyle
DEVELOPMENT	EA Para Dressage Grade 2 Novice	EA Para Dressage Grade 2 Elementary	EA Para Freestyle

**GRADE 3****All Grade 3 Tests are run in the smaller arena sized 20m x 40m**

<b>COMP LEVEL</b>	<b>Saturday - Team</b>	<b>Sunday - Championship</b>	<b>Saturday - Freestyle</b>
GRAND PRIX	FEI PE Grand Prix A	FEI PE Grand Prix B	FEI GP Freestyle
INTERMEDIATE	FEI PE Intermediate A	FEI PE Intermediate B	FEI Intermediate Freestyle
NOVICE	FEI PE Novice A	FEI PE Novice B	FEI Novice Freestyle
DEVELOPMENT	EA Para Dressage Grade 3 Novice	EA Para Dressage Grade 3 Elementary	EA Para Freestyle

**GRADE 4****All Grade 4 Tests are conducted in the large arena sized 20m x 60m.**

<b>COMP LEVEL</b>	<b>Saturday - Team</b>	<b>Sunday - Championship</b>	<b>Saturday - Freestyle</b>
GRAND PRIX	FEI PE Grand Prix A	FEI PE Grand Prix B	FEI GP Freestyle
INTERMEDIATE	FEI PE Intermediate A	FEI PE Intermediate B	FEI Intermediate Freestyle
NOVICE	FEI PE Novice A	FEI PE Novice B	FEI Novice Freestyle
DEVELOPMENT	EA Para Dressage Grade 4 Preliminary	EA Para Dressage Grade 4 Novice	EA Para Freestyle

**GRADE 5****All Grade 5 Tests are conducted in the large arena sized 20m x 60m**

<b>COMP LEVEL</b>	<b>Saturday - Team</b>	<b>Sunday - Championship</b>	<b>Saturday - Freestyle</b>
GRAND PRIX	FEI PE Grand Prix A	FEI PE Grand Prix B	FEI GP Freestyle
INTERMEDIATE	FEI PE Intermediate A	FEI PE Intermediate B	FEI Intermediate Freestyle
NOVICE	FEI PE Novice A	FEI PE Novice B	FEI Novice Freestyle
DEVELOPMENT	EA Para Dressage Grade 5 Preliminary	EA Para Dressage Grade 5 Novice	EA Para Freestyle

**SECTION D/INTRODUCTORY** competitors ride the Saturday Team tests at the grade most suited to their needs, in accordance with the above schedule

**GRADE 6 – Virtus Classification**

	<b>Saturday – Team</b>	<b>Sunday – Championship</b>	<b>Sat - Freestyle</b>
<b>II-1 and II-3</b> classifications Awarded separately SECTION A – classified: SECTION B – classified but not meeting qualification level	Grade IV FEI PE Novice B Note: In 60m X 20m arena – no halt at beginning of test	Grade IV FEI PE Intermediate A Note: In 60m X 20m arena – no halt at beginning of test	Grade 4 EA Para Equestrian Freestyle
<b>II-2</b> SECTION A – classified: SECTION B – classified but not meeting qualification level	Grade III FEI PE Novice A Note: In 40m X 20m arena – no halt at beginning of test	Grade III FEI PE Intermediate B Note: In 40m X 20m arena – no halt at beginning of test	Grade 2 EA Para Equestrian Freestyle
SECTION C - unclassified or not yet competing at Section B level	Grade II FEI PE Novice A Note: In 40m X 20m arena – no halt at beginning of test	Grade II FEI PE Intermediate A Note: In 40m X 20m arena – no halt at beginning of test	Grade 2 EA Para Freestyle

**THE FOLLOWING STATE DRESSAGE CHAMPIONSHIP AWARDS WILL BE MADE:**

**CLASSIFIED RIDERS – competing in the FEI-Para-equestrian tests, as per the schedule.**  
**Individual championship/reserve championships will be awarded in the following competitions – Grand Prix, Intermediate and Novice levels**

- A Grade/Level Champion shall be awarded on a percentile basis
- The two straight dressage tests together with freestyle competition, percentages will be added together to achieve a final percentage score.
- The rider with the highest score will be awarded the championship per grade/level and the second highest score the reserve
- Where an equality of points exists the higher total of the collective marks, including co-efficients will decide the better placing.
- A separate Champion and Reserve will be awarded for RDA(NSW) Registered Riders and Associate Riders.

**SECTION C/DEVELOPMENT – CHAMPIONSHIP/RESERVE – Open to all Riders competing within the Development/Section C – on a grade by grade basis**

- Both the Team and Championships percentages are added together to achieve a final percentile score
- The Freestyle competition is not included for the calculation of these championship/reserve awards.
- The rider with the highest percentage score will be awarded the championship per grade, the second highest score the reserve.

**VIRTUS CHAMPIONSHIP/RESERVE RIDERS – Classified riders only**

Awarded to Virtus classified riders, along the same lines as RDA (NSW) classified riders on a Grade/section basis, as above

- The two straight dressage tests together with freestyle competition, percentages will be added together to achieve a final percentage score.
- The rider with the highest score will be awarded the championship per grade/level and the second highest score the reserve
- Where an equality of points exists the higher total of the collective marks, including co-efficients will decide the better placing.

## **VIRTUS SECTION C – CHAMPIONSHIP/RESERVE**

- Both the Team and Championships percentages are added together to achieve a final percentile score
- The Freestyle competition is not included for the calculation of these championship/reserve awards.
- The rider with the highest percentage score will be awarded the championship per grade, the second highest score the reserve.

## **JUNIOR CHAMPIONSHIP AND TROPHY**

Open to all riders under the age of 12 or will not reach their 12<sup>th</sup> birthday in the year of the Championships, are eligible to compete in the Junior Championship

Awarded on a percentile basis per Grade:

- Both the Team and Championships percentages are added together to achieve a final percentile score
- The rider with the highest score will be awarded the championship for the grade/second highest score the reserve.

## **TEAMS COMPETITION**

A team must comprise of 3 riders and not less than 4 and must comprise of at least 2 grades – with at least one rider from Grades 1, 2 or 3 to be included plus one Section C rider. The total percentage taken from the three highest scores within the group, taken from the Preliminary test, will be awarded the championship, reserve will be the second highest score.

## **SIEC TROPHY**

Awarded to a RDA(NSW) **Centre Rider on a Centre owned horse** with multiple regular riders, with the highest point score, taken from the Dressage Preliminary and Championship Tests, during the weekend. This award is given to the centre horse.

**INTERSTATE CHALLENGE** – will be awarded based on entries and along the same lines as RDA (NSW)

Classified riders – includes classified and unclassified riders - all-inclusive of Grand Prix, Intermediate, Novice and Section C groupings.

**JAN GEARY ENCOURAGEMENT AWARD – DEVELOPMENT/SECTION C/D riders** - must be a **Centre rider on a Centre owned horse** – and selected by the judges present over the weekend. The rider with the most nominations, is the winner. If there is a conflict between riders, the organising committee will be consulted.



**SCHEDULE OF COMPETITIONS – GYMKHANA/MOUNTED GAMES**

<b>Rider in Action</b>	<b>Prix Caprilli</b>	<b>Mounted Games</b>
Led	Led Walk / ground poles	The Butterfly
Assisted	Walk / ground poles	Pearl Drop - Option A
Walk	Trot / cross bar no more than 10cm at the lowest point	Snakes and Ladders
Trot	Canter / cross bar no more than 15 at the lowest point	Twist and Turn

Ribbons will be awarded to 6<sup>th</sup> place.

Gymkhana Competitors may enter all events or a single event schedule for Friday.

**PRIX CAPRILLI:**

Prix Caprilli is Dressage with ground poles or small low jumps, Walk & Trot tests are done within a 20m X 40m arena, Canter tests will be done in a 20m X 60m arena.

Each movement is marked out of 10 with a final percentage determining the placings.

Collective marks are awarded as per the test schedule.

**RIDER IN ACTION:**

Rider in Action - traditionally involves 3 different phases. In RDA(NSW) it involves two phases:

**CoP – Control of Pace**

- Where riders are required to display appropriate influence on the horses paces.

**Obstacle Course**

- Where riders are required to negotiate a number of obstacles and are judged on the riders effectiveness and style and may include both ridden and unmounted obstacles.
- Obstacles may include:
  - o Tight corridors
  - o Bending poles
  - o Small jumps
  - o Small shapes
  - o Bridge
  - o Change of surface
  - o Over and Under low obstacles

**MOUNTED GAMES – separate entry form with list of competitions:**

The four events will be ridden by each rider in one pace only:

- Led Walk
- Free Walk
- Trot
- Canter

RDA Centre riders will compete in a separate competition to RDA Associate and Open Riders.

RDA(NSW) Centre riders competing in these events may be eligible for the 2025 Royal Easter Show Mounted Games Championships.

**GENERAL EVENT INFORMATION:**

- It is expected All Competitors assist the organisers of the event with tasks such as set up & packing up of equipment, pencilling, stewarding arenas and ensuring the venue is kept clean & tidy.
- Only Competitors and those listed on the entry form as warm up riders, can ride horses at the venue. Warm-up riders are only available for grades 1, 2 or 3 or walk & trot riders in the Gymkhana events and are to be nominated on the entry form.
- A time draw will be forwarded to competing RDA Centres or individually, if requested when an e-mail address supplied.
- Bridle numbers are listed on the draw. Equestrian Bridle Number kits are to be used and should purchased at a saddlery, prior to the event.
- **Tack Rooms** – Shared Tack rooms will be available however will not be locked. Competitors are able to book a private tack room – surcharge applies.
- **Tack Room / Stable competition** – Centres and Individuals are encouraged to decorate their team tack room with appropriate items e.g. Centre colours, information about riders and their horses etc. A prize will be presented to the best decorated tack room. Presentation will be held at the conclusion of the event.
- All horses must have a nominated responsible person stay onsite overnight for emergency contact.
- Commanders are permitted in all Sections **EXCEPT Grand Prix competitors within Grades 4 & 5**
- Vision impaired riders are entitled to a familiarisation of the competition arena before competing by walking around the inside of the competition arena in both directions once. The rider is permitted to have additional support during the competition, eg: visual markers or callers. This additional support is to be provided by the rider. Vision impaired riders are also entitled to suggest a marked area for warm up. **Please make this request at the time of entry.**

**Presentation Schedule will be announced during the event. Final Presentation will commence approximately 1 hour after the last Dressage test on Sunday. All Riders must attend in full Competition dress.**

**Riders Forum:**

The RDA(NSW) Riders Representative will be holding a Rider's forum during the event. Date/Time to be confirmed.

**Coaches Forum:**

It is proposed to hold a Coaches forum, if time permits. Date/Time to be confirmed.

**Thursday evening briefing @ 7pm:**

All personnel staying on grounds on Thursday night are required to attend.

**Friday competition briefing @ 9.30am:**

Riders and Coaches are requested to attend. Details will be provided with the Event schedule.

**Friday night welcome, Gymkhana Presentation and Event briefing @ 7pm:**

All Riders, Coaches are requested to attend. Details will be provided with the Event schedule.

**Saturday Night Dinner @ 7pm:**

This is an opportunity for Riders & Coaches to network.

Presentation of the RDA(NSW) video Dressage Competition and Saturday Dressage events.

BYO Dinner - Access to the Riders Retreat Kitchen and BBQ will be available for use.

**Sharing of the venue**

The venue may have additional concurrent events. Competitors are requested to follow the instructions of the RDA(NSW) State Dressage Committee with regard to permitted riding areas.

**ABSOLUTELY NO ELECTRIC SCOOTERS ARE PERMITTED AT THIS EVENT OR IN SIEC GROUNDS**

**FREESTYLE TESTS** – open to all riders although not counted within DEVELOPMENT or Junior Championships.

CD's or USB's must be handed to a dressage committee representative at the Secretary's desk by 9am on Saturday the day of the Freestyle competition. **Music files should be saved as MP3's.** It is suggested that competitors have a second back up at the event. Please ensure only the music to be played is on the disc and no other tracks are to be recorded thereon. Please check your CD's to ensure they are in correct working order.

A sound check will be conducted on Friday 23<sup>rd</sup> August between 4pm & 5pm. Riders are permitted to ride on the outside of the arena. Please indicate on the entry form if you will be attending the sound check.

Each rider should ensure a helper is available to direct the sound deck to increase or decrease the volume of the music during the test. This helper should be standing at least 5 metres from the arena.

**Each CD/USB must:**

- (a) Clearly show the Name, Grade and Section of the competitor
- (b) Must be MP3 format – **enabling us to play on SIEC equipment provided**
- (c) Indicate when the music is to be started (i.e. when the rider holds up their hand, when helper indicates)
- (d) **There must be no other recordings on this CD, except that required for the Freestyle Test.** Commercially recorded CDs, or multiple recorded CDs will be returned as **unacceptable.** **Please ensure your CD notates when you want the music to start – eg when the called raises their hand, after the salute.**

**A CD/USB WILL NOT BE ACCEPTED IF ALL THE ABOVE IS NOT ADHERED TO.**

**The RDA(NSW) Dressage Committee and Gymkhana Committee members are there to help all Competitors have a successful and safe event. Please discuss any concerns or requests with the Committee either before the event by emailing [dressage@rdansw.org.au](mailto:dressage@rdansw.org.au) or in person at the event.**



# Mounted Games Notes

These notes are to be applied to all of the Mounted Games patterns.

## Equipment:

- Ground poles - standard length is 12ft
- Bending poles should be 1.35m high
- Pearl Drop: standard bean-bag is allowed at centre practice and competitions. At major RDA-sanctioned events, a standardised “Pearl” beanbag will be used

## Starts and finishes:

- Standing start behind cones
- Start/finish cones are 2m apart
- Timing starts and ends once the horse’s nose crosses the start cones
- All games can be completed at a walk, trot or canter as per the rider’s ability
- Riders are to ride through the start/finish cones but will halt their horse within 2m

## Leading:

Leaders are to lead with their outside hand. Inside hand behind back. Rider should be in control of the horse when led.

## Competitive categories:

Led Walk

Free Walk

Trot

Canter

## Horse Sharing:

Led Walk: 4x riders to one horse

Free Walk: 4x riders to one horse

Trot: 4x riders to one horse (or combination of Walk / Trot)

Canter: 2x riders to one horse

Note:

- Horse sharing between centres for competition is the responsibility and the agreement between individual centres and coaches
- Horse sharing may differ for specific competitions. Please refer to Competition Entry Guidelines



# The Butterfly

## Equipment:

- 3x Barrels
- 3x Cones
- 1x Ground Pole
- 2x Start/Finish cones

## Measurements:

- First cone is 6m from start/finish
- Cones and barrels are 6m apart
- Ground pole is centered, 6m from the outside lines, at the level of the middle cone/barrel

## Set-up/Pattern:

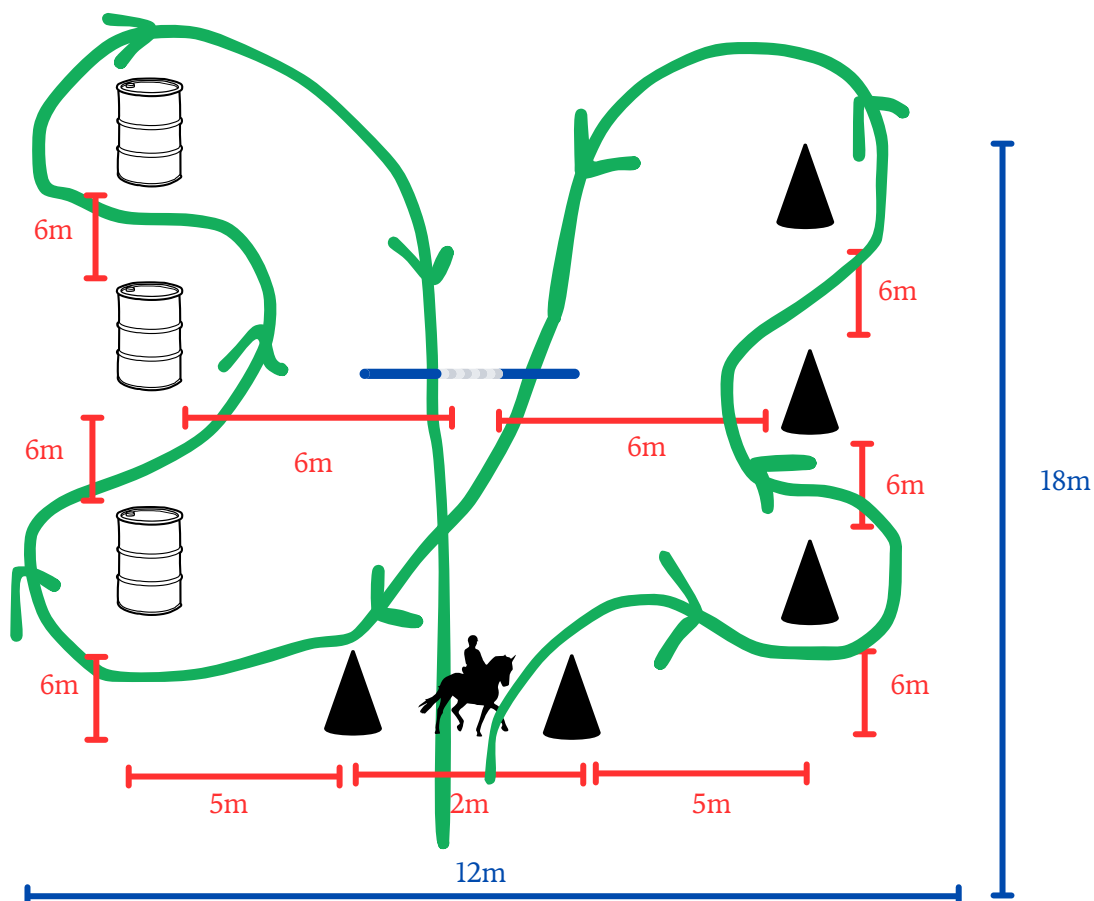
A line of 3x cones is set on the right of the starting gates. A line of 3x barrels on the left of the starting gates. 1x ground pole is set in the centre (as per diagram).

Rider commences by bending through the cones passing the first cone with their left shoulder, over the ground pole continuing on to pass the first barrel on the outside. Rider continues to bend through the barrels and across the ground pole a second time before riding back through the starting cones to finish.

## Penalties:

Rider will incur 10 second penalties if:

- Incorrect pattern ridden
- Knock over or touch a barrel or cone
- For refusal of ground pole. Assistance will be provided after 2nd refusal





# The Pearl Drop – Option A

## Equipment:

- 3x cones
- 2x barrels
- 1x bucket
- 1x “Pearl” Beanbag
- 2x Start/finish cones

## Measurements:

- First cone is 6m from start/finish
- Cones 1, 2 & 3 are 6m apart
- Barrel is centered and 7.5m from the line of the last cone and barrel
- Barrel and bucket are 8m apart

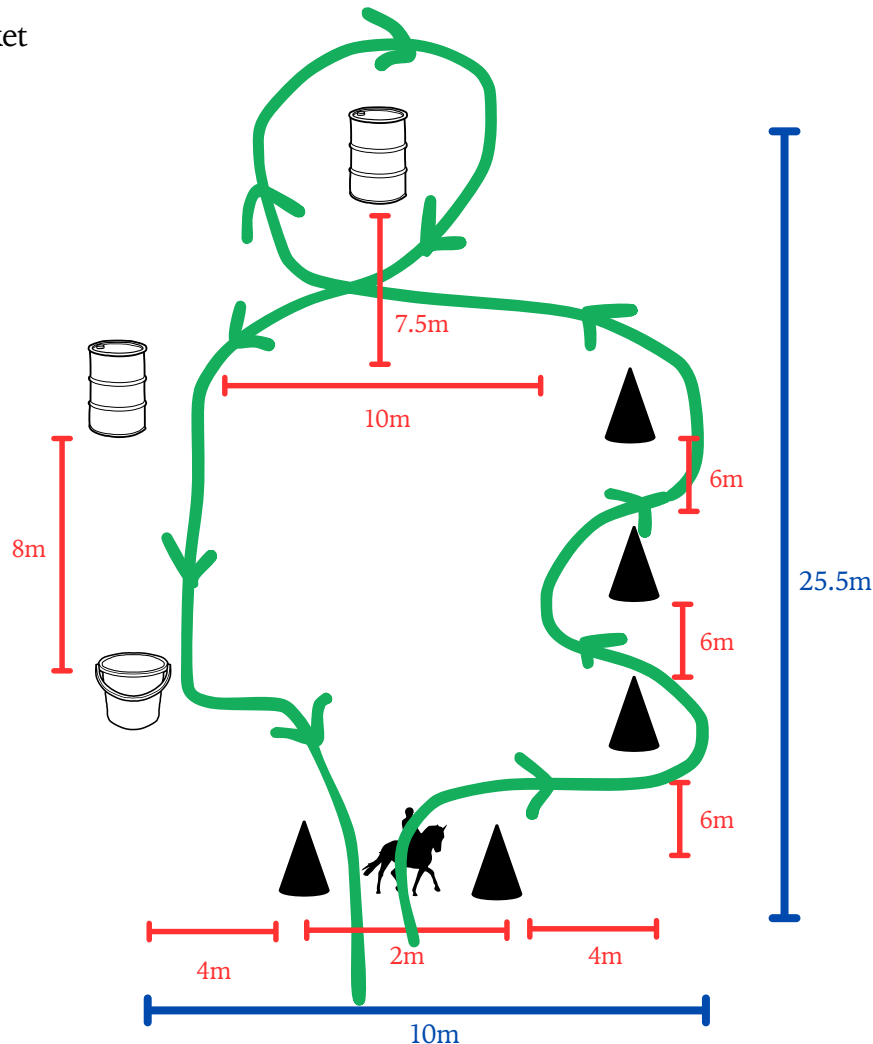
## Set-up/Pattern:

Rider starts behind the starting cones. Bending through the cones passing the first cone with their left shoulder. Circle right around the top barrel and cross own line to proceed to the barrel. At the barrel, pick up the item and transfer it to the bucket.

## Penalties:

Rider will incur 10 second penalties if:

- Incorrect pattern ridden
- Knock over or touch a barrel or cone
- Drop item or miss bucket





# Snakes and Ladders

## Equipment:

- 3x Ground Poles
- 2x Start/finish cones

## Measurements:

- 6m between start/finish and first pole
- 4m between poles 2 and 3

## Set-up/Pattern:

Rider starts behind the starting cones. Bend through the poles, turn down the centreline and walk over the three poles, finishing through the start/finish cones.

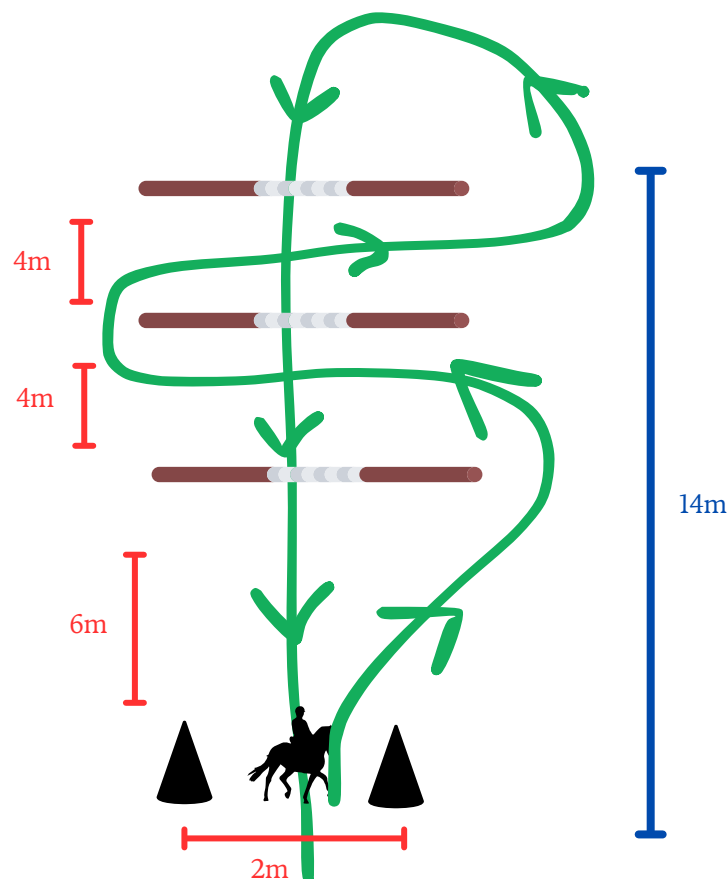
Note: Riders may approach the poles from either side to commence their bending

Note: Leaders should not step over the poles when bending through

## Penalties:

Rider will incur 10 second penalties if:

- Incorrect pattern ridden
- For each ground pole refused. Assistance will be provided after 2nd refusal





# Twist and Turn

## Equipment:

- 3x bending poles
- 1x ground pole
- Cones/line paint to make the circle
- 2x Start/finish cones

## Measurements:

- Circle opening is 1.5m, diameter is 6m
- 8m between start/finish line and first bending pole
- 6m between bending poles 2 and 3
- 6m between bending pole 3 and ground pole
- 6m between ground pole and circle

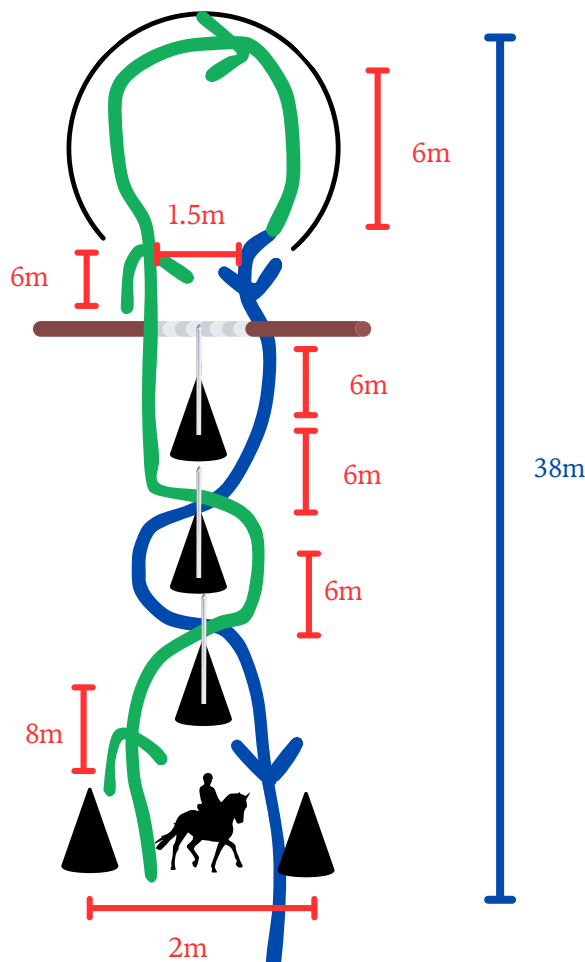
## Set-up/Pattern:

Rider starts behind the starting cones. Bend through the bending poles passing the first pole on the right. Proceed over the ground pole and enter the circle. Turn horse within the circle making sure not to step outside the line. Exit circle and proceed over ground pole, continue to bend through bending poles and ride through start/finish line.

## Penalties:

Rider will incur 10 second penalties if:

- Incorrect pattern ridden
- Knock over bending pole
- If the rider touches a bending pole but it does not fall





## RDANSW Prix Caprilli Walk Test

This test is to be completed in a 20X40 metre dressage arena with a maximum height of 20cms.

Commanders are permitted

		Movement	Points	Co-Eff	Total	Comments
1.	A X	Enter in medium walk Halt. Salute. Proceed in Medium walk				
2.	C	Track right				
3.	B B	Circle right 20 metres Straight ahead around the arena				
4.	E	Half-circle right 15 metres and over fence #1, then straight ahead, turning right onto the short side		X 2		
5.	A	Medium walk				
6.	KXM	Free walk on long rein				
7.	ME	Medium walk				
8.	E E	Circle left 20 metres Straight ahead around the arena				
9.	B	Half-circle left 15 metres and over fence # 2 the straight ahead, turning left onto short side		X 2		
10.	FXH	Change rein				
11.	B	Half circle to X, straight ahead				
12.	G	Halt, Salute. Leave arena on long rein				

## Collective marks

Gaits and Jumping Style		X 2		
Impulsion		X 2		
Submission		X 2		
Rider: Position, Effectiveness		X 2		
TOTAL		220		
ERRORS OF COURSE				All refusals are treated as errors of course. Knock-downs or errors of course are treated as errors of test with a deduction of one or two points at each occurrence, depending on severity. Errors of Course: 1st error, 2 point deduction 2nd error, 4 point deduction 3rd error, Elimination
FINAL PERCENTAGE				
Judges signature:				



## RDANSW Prix Caprilli Trot Test

This test is to be completed in a 20X40 metre dressage arena with a maximum fence height of 20cms.  
Commanders are permitted.

		Movement	Points	Co-Eff	Total	Comments
1.	A X	Enter in working trot Halt. Salute. Proceed in working trot				
2.	C	Track right				
3.	B B	Circle right 20 metres Straight ahead around arena				
4.	E	Half-circle right 15 metres and over fence #1, then straight ahead, turn right onto short side		X 2		
5.	A	Medium walk				
6.	KXM	Free walk on long rein				
7.	C	Working trot				
8.	E E	Circle left 20 metres Straight ahead around arena				
9.	B	Half-circle left 15 metres and over fence # 2 then straight ahead, turn left onto short side		X 2		
10.	FXH	Change rein				
11.	B	Half circle to X, straight ahead				
12.	G	Halt, Salute. Leave arena on long rein				

## Collective marks

Gaits and Jumping Style		X 2		
Impulsion		X 2		
Submission		X 2		
Rider: Position, Effectiveness		X 3		
<b>TOTAL</b>		<b>230</b>		
<b>ERRORS OF COURSE</b>				All refusals are treated as errors of course. Knock-downs or errors of course are treated as errors of test with a deduction of one or two points at each occurrence, depending on severity. Errors of Course: 1st error, 2 point deduction 2nd error, 4 point deduction 3rd error, Elimination
<b>FINAL PERCENTAGE</b>				
Judges signature:				



## RDANSW Prix Caprilli Canter Test

This test is to be completed in a 20X60 metre dressage arena with a maximum fence height of 30cms.

Commanders are permitted.

		Movement	Points	Co-Eff	Total	Comments
1.	A X	Enter in working trot Halt. Salute. Proceed in working trot				
2.	C	Track right				
3.	Before B B A	Working Canter right lead Circle right 20 metres Working trot				
4.	E	Half-circle right 15 metres and over fence #1, landing in canter, then straight ahead, transition to working trot, turn right onto short side		X 2		
5.	A	Medium walk				
6.	KXM	Free walk on long rein				
7.	C	Working trot				
8.	Before E E A	Working Canter left lead Circle left 20 metres Working trot				
9.	B	Half-circle left 15 metres and over fence # 2, landing in canter then straight ahead, transition to working trot, turn left onto short side		X 2		
10.	FXH	Change rein				
11.	B	Half circle to X, straight ahead				
12.	G	Halt, Salute. Leave arena on long rein				

## Collective marks

Gaits and Jumping Style		X 2		
Impulsion		X 2		
Submission		X 2		
Rider: Position, Effectiveness		X 3		
<b>TOTAL</b>		<b>230</b>		
<b>ERRORS OF COURSE</b>				All refusals are treated as errors of course. Knock-downs or errors of course are treated as errors of test with a deduction of one or two points at each occurrence, depending on severity. Errors of Course: 1st error, 2 point deduction 2nd error, 4 point deduction 3rd error, Elimination
<b>FINAL PERCENTAGE</b>				
Judges signature:				